

Gallery Walk: Learning from the Main Gallery Exhibits  
STUDENT PAGE

THIS GALLERY WALK IS ORGANIZED BY NINE AREAS. LISTEN AS YOUR GROUP LEADER GUIDES YOU THROUGH EACH AREA. EACH AREA SUGGESTS THE AMOUNT OF TIME YOU SHOULD SPEND THERE BASED ON A ONE-HOUR VISIT IN THE GALLERY.

**Culture** is the shared beliefs, customs, and behaviors of a group. It can be shaped by the place and time when people live. Evidence of **culture** can be seen in clothes, food, and activities.

As you go through the Gallery today, see if you can find at least five clues to the Ancestral Puebloan culture:

1. \_\_\_\_\_
2. \_\_\_\_\_
3. \_\_\_\_\_
4. \_\_\_\_\_
5. \_\_\_\_\_



**AREA 1:**

3D RELIEF MAP IN ENTRY  
THE ANCESTRAL PUEBLOAN FAMILY  
MAP OF THE NORTHERN SAN JUAN REGION  
(5 MINUTES)

What question would you ask an Ancestral Pueblo person about their culture if you could?

---

---



**AREA 2:**

TIMELINE  
(10 MINUTES)

Study the timeline, the artifacts, and the rock art. Learn more by answering the questions on the flip-doors. What is something you find surprising about the time that the Ancestral Pueblo people lived in this area?

---

---

---

---

---

---

STUDENT PAGE



FOOD (HUNTING, FARMING, COOKING)  
(5 MINUTES)

Organize the foods by how the Ancestral Pueblo people got them:

Corn, deer, piñon nuts, elk, turkeys, beans, rice grass, acorns, rabbit, sunflower seeds, squash, bighorn sheep, prickly pear cactus, prairie dogs, yucca fruit

Hunting	Gathering	Farming (+ one domesticated animal)
_____	_____	_____
_____	_____	_____
_____	_____	_____
_____	_____	_____
_____	_____	_____

These foods are from the Pueblo tradition. Many go back thousands of years. Circle the foods you have eaten:

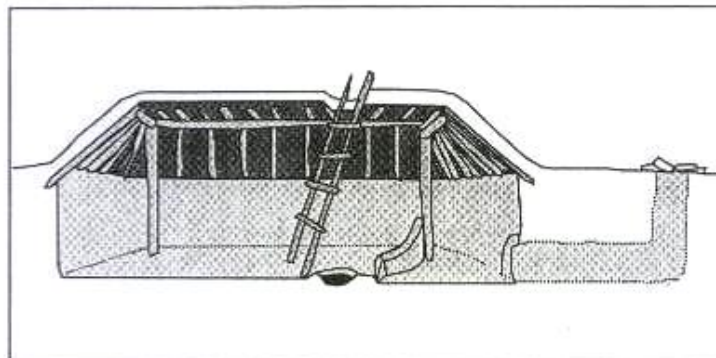
- Tamales      Corn bread      Dandelion or mustard greens      Deer or elk jerky      Chili  
Hominy stew (posole or menudo)      Sunflower seeds      Piñon nuts



PITHOUSE  
TEST TRENCH  
(5 MINUTES)

Look over the railing into the replica pithouse. It is a model of one excavated in the Dolores River Valley; it was built about AD 860. Find and number on the diagram the following areas by studying the display sign. You might want to go down the stairs to your right.

1. doorway
2. fresh air vent shaft
3. firepit
4. roof timbers (in the corner)
5. indoor cool storage (hint: near fresh air vent shaft)
6. outdoor work area
7. wing walls (separate storage from main living area)




Gallery Walk: Learning from the Main Gallery Exhibits  
STUDENT PAGE

(AREA 4, CONTINUED)

STRATIGRAPHY

1. Draw the outline of the different shades of soil.
2. Read the information about why the soil is different colors. Label each stratum.
3. Draw a modern artifact near the top
4. Draw an ancient artifact near the bottom.




**AREA 5**



CERAMICS

SMALL POTS, BIG QUESTIONS  
(5 MINUTES)

Study the three cases of ceramics (pottery) and the display behind you. All of them were created by building coils of clay. Draw your favorite piece(s) and label with type of pottery.



Gallery Walk: Learning from the Main Gallery Exhibits

STUDENT PAGE



**AREA 6:**



TRADE  
CLOTHING  
(5 MINUTES)

Find the case and the map on trade. What items do you think were for every-day use? Which would have been special, such as for ceremonies? Categorize them below:

Trade Goods for Every Day	Special-Use Trade Goods
_____	_____
_____	_____
_____	_____
_____	_____



**AREA 7**



ARCHAEOLOGY (CENTER SECTION)  
THE WETHERILLS (NEXT TO ARCHAEOLOGY)  
FAMOUS ARCHAEOLOGISTS (ALONG THE BACK WALL)  
EXPERIMENTAL ARCHAEOLOGY (FLINTKNAPPING VIDEO)  
DENDROCHRONOLOGY (TREES TELL TIME)  
(10 MINUTES)

Based on what you learn about archaeology, write a very short story from the viewpoint of an artifact. Begin by explaining *when* you were found by an archaeologist (maybe a famous one!). *Where* were you found? (This is called *context*.) End by being curated in a *repository* like the one here at the Anasazi Heritage Center. *Who* comes to visit you? *Why*?

---

---

---

---

---

---

---

---

---

---

---

---

Gallery Walk: Learning from the Main Gallery Exhibits

STUDENT PAGE



**AREA 8:**

- COMPUTERS
- MICROSCOPES
- DISCOVERY DRAWERS
- CORN GRINDING
- WEAVING
- (10 MINUTES)

Draw your three favorite artifacts from the Discovery Drawers. Explain why you chose each.




**AREA 9:**

- PAST MEETS PRESENT:
- ESCALANTE PUEBLO ARTIFACTS
- TRADITIONAL AND MODERN PUEBLO PEOPLE
- (5 MINUTES)

What do you see in this area that tells you how the culture *changed* or *stayed the same* through time?

CULTURAL CHANGES	CULTURAL CONTINUITY

BE SURE TO TAKE TIME TO COMPLETE YOUR FIVE CULTURE CLUES!